
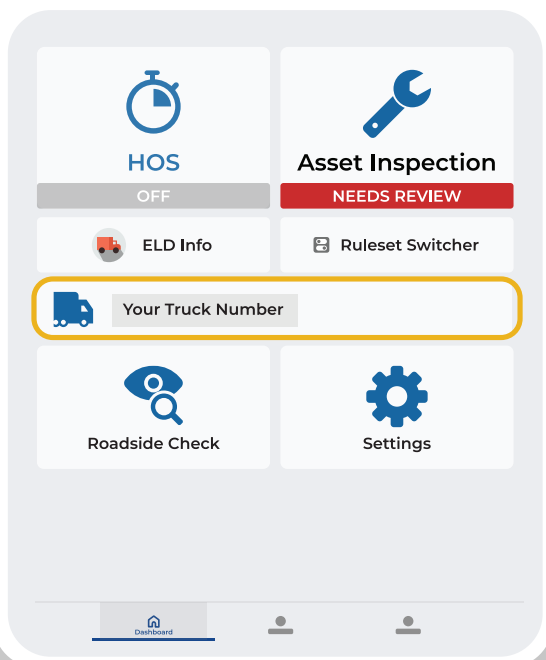


DETACH FROM TRUCK ON GEOTAB

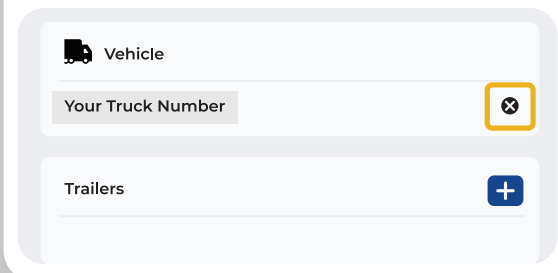
SCAN FOR MORE INFO



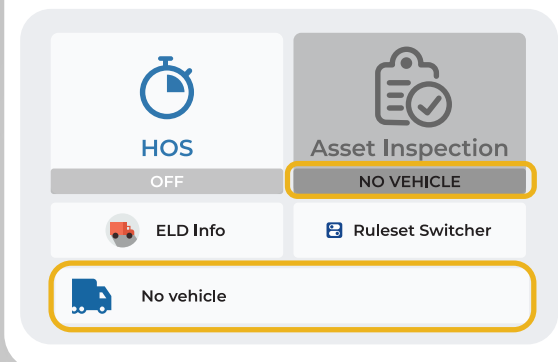
1 Start by selecting your **truck number** in the box under ELD info.



2 Then press the X to the right of your truck number.



4 You will see **no vehicle** on the dashboard screen – be sure you are detached from the truck on all devices, including your personal devices.



3 The last step will be to press **No Vehicle** at the bottom of the screen.

This device's GPS functionality may not be enabled, or the GPS signal may be weak.

No vehicle